

By: Jenny Whittle, Cabinet Member for Specialist Children's Services  
Andrew Ireland, Corporate Director Families and Social Care

To: Social Care & Public Health Cabinet Committee - 12 June 2013

Subject: **Child and Adolescent Mental Health Services (CAMHS) Update**

Classification: Unrestricted

---

Summary: This report updates the Cabinet Committee on the Community Children and Young People's Mental Health Services (CAMHS).

---

## **1. Introduction**

- 1.1 At the previous meeting in March 2013, Members expressed concern regarding the waiting list for the Community Children and Young People's Mental Health Service (CAMHS) and requested a further update on progress made.

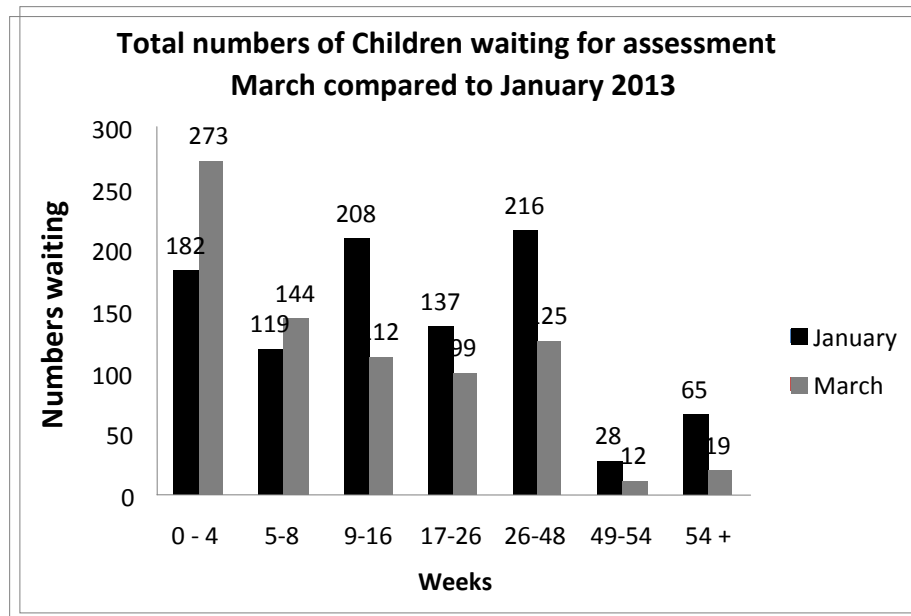
## **2. Background**

- 2.1 The service is provided by Sussex Partnership Foundation Trust (SPFT). The contract started on 1 September 2012.
- 2.2 The annual total value of the children and young people's mental health service is £14m of which KCC contributes £1m, specifically for the Children in Care (CIC) element of the service.
- 2.3 Since the start of the contract SPFT have undertaken a major review and restructure of the service, both the Community CAMHS and Children in Care elements as outlined in the previous paper (March 2013, attached at the end of this paper).
- 2.4 At the time of taking over the contract, SPFT inherited significant waiting lists which they have been working to reduce. They have an action plan in place to reduce the waiting times to 4-6 weeks by the end of July.

### 3. Progress

3.1 There has been a significant improvement in the numbers awaiting assessment. Figure 1 below shows the reduction in total number of children waiting.

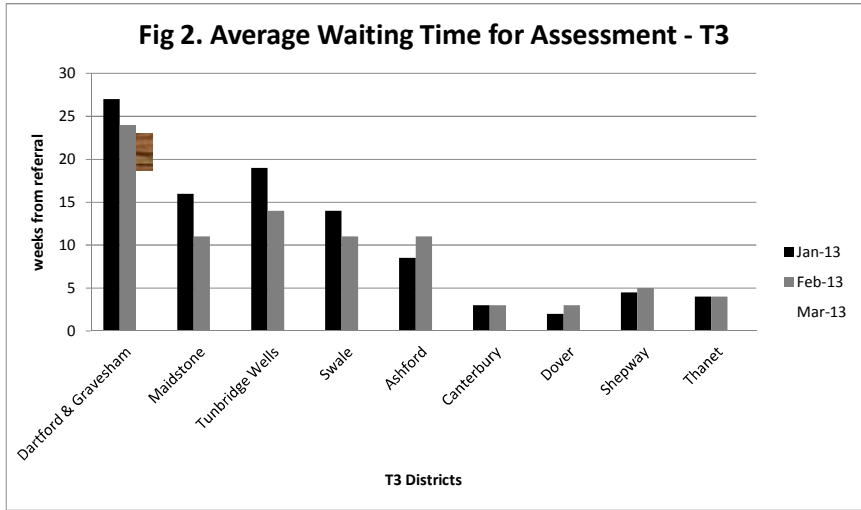
Figure 1.



3.2 In East Kent the average waiting time for assessment is 6 weeks or less. In West Kent the average waiting time for assessment ranges from 9 weeks to 38 weeks. It should be noted that the waiting time for the tier 3, specialist services is shorter than for tier 2 services.

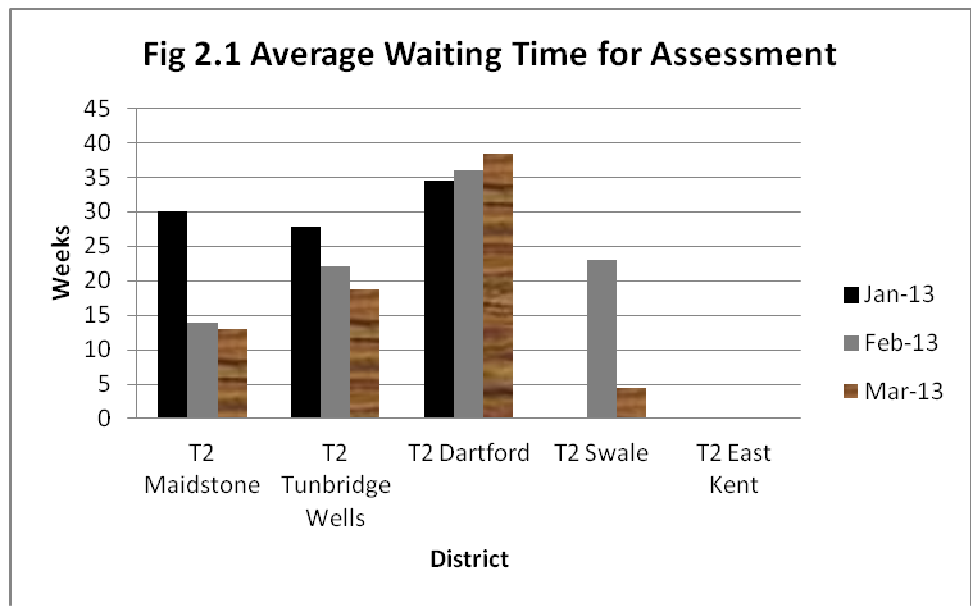
3.3 The pressure on waiting times has been greater in West Kent and this is where SPFT has focused the waiting list initiative. This process has been hampered by the need to recruit suitable staff to undertake the assessments. The proximity to neighbouring London Trusts has made recruitment more difficult and they have had only marginal success. However, some additional staff are in the process of moving from East to West teams and a major recruitment campaign is underway. The difficulty in recruiting staff has not taken the trajectory for recovery plan off course but has meant that the provider has not been able to improve the trajectory and achieve the target any sooner.

3.4 Teams in West Kent are showing improvements in their average waiting time (Figures 2 and 3). There remains pressure for tier 2 services in Dartford where the rate of progress has been the slowest due to staff shortages as outlined above.



**Table 2. Average waiting times (weeks from referral) Tier 3**

	Jan-13	Feb-13	Mar-13
Dartford & Gravesham	27	24	23
Maidstone	16	11	9
Tunbridge Wells	19	14	13
Swale	14	11	7
Ashford	8.5	11	6
Canterbury	3	3	4
Dover	2	3	2.5
Shepway	4.5	5	0
Thanet	4	4	5



**Table 2.1 Average waiting time for Assessment (Tier 2)**

	<b>Jan-13</b>	<b>Feb-13</b>	<b>Mar-13</b>
T2 Maidstone	30	14	13
T2 Tunbridge Wells	27.8	22.05	18.7
T2 Dartford	34.5	36	38.5
T2 Swale	0	23	4.5
T2 East Kent	0	0	0

Further information showing the reduction in numbers waiting for assessment is given in appendix 1.

- 3.5 There has been an increase in the average waiting time for Tier 2 services in Dartford in March. SPFT report this is primarily a result of a focus on the T3 waiting lists within a district where there were insufficient staff numbers and inadequate focus of moving those children and young people on the inherited waiting lists onto more appropriate services.
- 3.6 SPFT are addressing the waiting times in Tunbridge Wells (T2) and Dartford and Gravesham (T3) and Dartford (T2) by introducing a taskforce of senior practitioners and staff to focus on the mechanisms for assessment and treatment. In addition, SPFT have deployed 8 staff from Sussex to work on bringing the waiting lists down with a specific focus on those who have been waiting for a significant amount of time.
- 3.7 SPFT are prioritising those young people who are flagged up as urgent and have ensured that all families and referrers know that if the situation worsens to contact the service.
- 3.8 SPFT have systems in place to ensure that there should be no slippage once the waiting list target is achieved i.e. all routine appointments are seen within 4 -6 weeks for assessment and 8–10 weeks for follow up/ generic treatment. If, however, there is a change in referral pattern leading to an increase in numbers of young people requiring CAMHS, this will be flagged to commissioners at the monthly performance and contract review meeting.
- 3.7 The CAMHS - CIC service has been re-designed to provide a wider reach to this group and will be fully operational by July 2013. This follows a consultation with staff and will require further recruitment. CAMHS is currently working with a total of 296 Children in Care (CIC). The CAMHS-CIC service is providing support to 193 Kent CIC.

#### **4. Reporting data**

- 4.1 During May 2013 SPFT are implementing a new ICT system. Previously, data has had to be collated manually based around the teams and structure that the previous providers had in place.

- 4.2 The geographical areas covered by the teams are shown in appendix 2. Once the new ICT system is in place data will be provided routinely on the Clinical Commissioning Group boundaries. Information on the CIC will be provided on a district basis.
- 4.3 This report provides the most up to date information as at the end of March 2013. Further information will be provided at the Cabinet Committee meeting.
- 4.4 Members of the Cabinet Committee requested information on the funding of the Kent contract in comparison to other areas where SPFT are providing services. This is as follows;

Area	Contract value	Population
Kent and Medway	£15 million (but does not include services provided by Medway UA)	1.7 million
Sussex (including east, west and Brighton)	£12 million (but does not include services provided by Brighton UA)	1.5 million
Hampshire	£9 million	1.2 million

## 5. Conclusion

- 5.1 SPFT have completed two staff consultation exercises and are in the process of completing recruitment to the staff vacancies following the restructure.
- 5.2 SPFT remain confident that they can achieve the target of a 4 – 6 week wait for assessment by the end of July 2013.

## 6. Recommendations

The Social Care and Public Health Cabinet Committee is requested to note and comment on the contents of this paper.

## 7. Contact details

Ian Darbyshire, NHS Commissioning Manager. Tel: 07545934670  
e-mail [ian.darbyshire@nhs.net](mailto:ian.darbyshire@nhs.net)

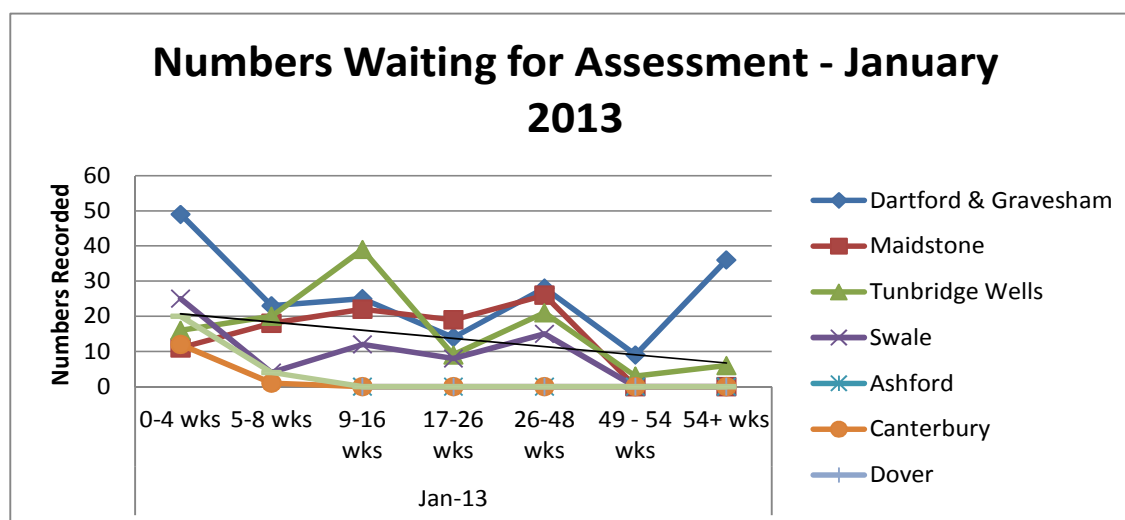
Carol Infanti, Commissioning Officer, Tel: 01622 696299.  
e-mail [carol.infanti@kent.gov.uk](mailto:carol.infanti@kent.gov.uk)

## Background documents:

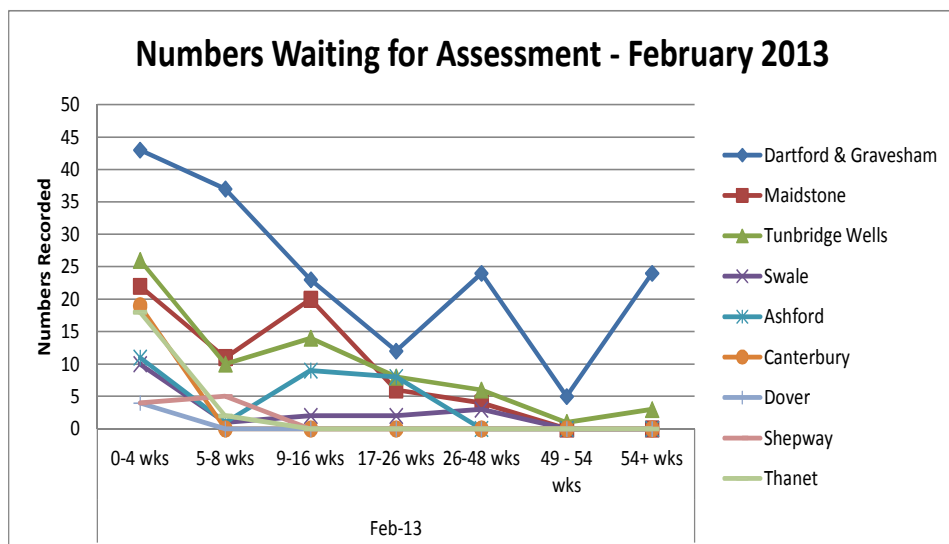
Social Care and Public Health Cabinet Committee – 21 March 2013 - Update  
on the Children & Young People’s Mental Health Service (CAMHS)



K:\CFE  
Commissioning Unit\4

**Table of Figures – January 2013**

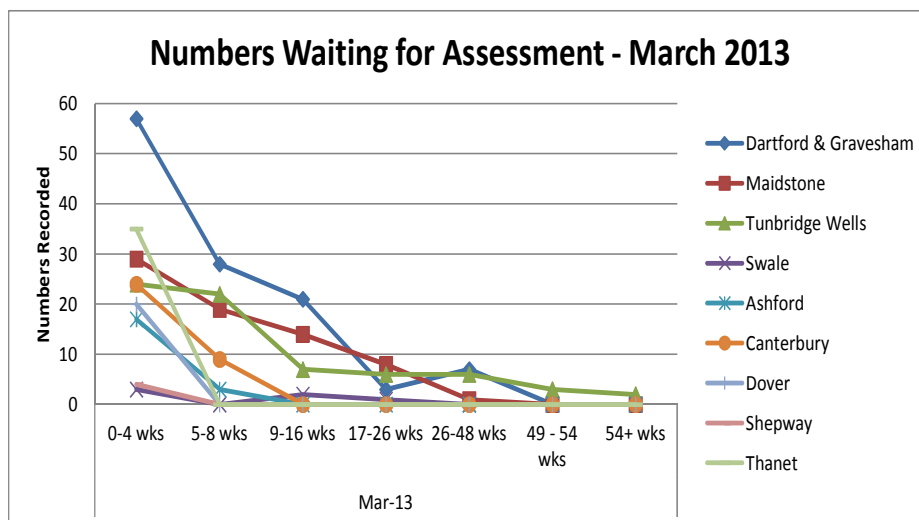
	Numbers waiting for assessment by weeks						
	0-4 wks	5-8 wks	9-16 wks	17-26 wks	26-48 wks	49 - 54 wks	54+ wks
Dartford & Gravesham	49	23	25	14	28	9	36
Maidstone	11	18	22	19	26	0	0
Tunbridge Wells	16	20	39	9	21	3	6
Swale	25	4	12	8	15	0	0
Ashford			0	0	0	0	0
Canterbury	12	1	0	0	0	0	0
Dover			0	0	0	0	0
Shepway			0	0	0	0	0
Thanet	20	4	0	0	0	0	0



**Table of Figures – February 2013**

	Numbers waiting for assessment by weeks						
	0-4 wks	5-8 wks	9-16 wks	17-26 wks	26-48 wks	49 - 54 wks	54+ wks
Dartford & Gravesham	43	37	23	12	24	5	24
Maidstone	22	11	20	6	4	0	0
Tunbridge Wells	26	10	14	8	6	1	3
Swale	10	1	2	2	3	0	0
Ashford	11	1	9	8	0	0	0
Canterbury	19	0	0	0	0	0	0
Dover	4	0	0	0	0	0	0
Shepway	4	5	0	0	0	0	0
Thanet	18	2	0	0	0	0	0





**Table of Figures – March 2013**

	Numbers waiting for assessment by weeks						
	0-4 wks	5-8 wks	9-16 wks	17-26 wks	26-48 wks	49 - 54 wks	54+ wks
Dartford & Gravesham	57	28	21	3	7	0	0
Maidstone	29	19	14	8	1	0	0
Tunbridge Wells	24	22	7	6	6	3	2
Swale	3	0	2	1	0	0	0
Ashford	17	3	0	0	0	0	0
Canterbury	24	9	0	0	0	0	0
Dover	20	0	0	0	0	0	0
Shepway	4	0	0	0	0	0	0
Thanet	35	0	0	0	0	0	0

## Geographical areas - CAMHS Team Areas

## Appendix 2

Maidstone	Allington, Boxley, Detling and Thurnham, Hollingbourne, Harrietsham, Lenham, Leeds, Headcorn, Sutton Valence and Langley, Staplehurst, Marden, Yalding, Nettlestead, Coxheath & Hunton, Barming, East and West Farleigh, Maidstone, Wateringbury, Aylesford, Leybourne, Bearsted, Borough Green, Boughton Monchelsea, Burham, Snodland, Staplehurst, Headcorn, and West Malling.
Tunbridge Wells	Tunbridge Wells, Southborough, Paddock Wood, Cranbrook, Hawkhurst, East Peckham, Chiddingstone, Penshurst, Tonbridge, Hadlow, Sevenoaks, Edenbridge, Westerham, Knockholt, Crockenhill, Farningham, Snodland, Ditton, Burham, Wouldham, Blue Bell Hill, Aylesford and Wateringbury, Sevenoaks as far as Westerham and Dunton Green,
Dartford & Gravesend	Dartford, Stone, Darenth, Swanscombe, Southfleet, Longfield, Hartley, Horton Kirby, Crockenhill, Swanley, New Ash Green, Hextable, Cobham, Eynsford, Sutton at Hone, Wilmington, West Kingsdown, Higham, Gravesend, Fawkham, Joydens Wood, Northfleet & Greenhithe
Medway & Swale	Grain, Hoo, High Halstow, Cuxton with Medway GP, Higham with Medway GP, Strood, Rochester, Borstal, Chatham, Walderslade, Lordswood, Gillingham, Twydall, Rainham, Parkwood, Wigmore, Upchurch, Lower Halstow, Newington, Iwade, Sittingbourne, Milton, Kemsley, Bobbing, Murston, Babchild, Teynham, Queenborough, Sheerness, Minster, Eastchurch, Leysdown on Sea, Warden and Halfway
Ashford	Kennington, Mill Court, Willesborough, Kingsnorth, Singleton, Musgrove Park, Hollington, Tenterden, Wye, Charing, Hamstreet, Sellindge, Woodchurch, Chartham, Headcorn, Chilham.
Canterbury	Canterbury, Herne Bay, Whitstable, Wingham, Aylesham, Staple, Sturry, Faversham, Ospringe, Boughton, Chartham, Chilham, Littlebourne, Hersden.
Dover	Dover, Deal, St Margarets at Cliffe, St Martin's Mill, Sholden, River, Walmer, Eythorne, St Radigans, Temple Ewell, Shepherdswell, Tower Hamlets, Guston Aycliffe, Elvington and Whitfield
Shepway	Folkestone, Sandgate, Sandling, Elham, Capel le Ferne, part of Sellindge, Hawkinge, Densole, Lyminge, Lympe, Hythe, Seabrook, New Romney, Dymchurch, Dungeness, Greatstone, Littlestone, Brenzett, St Mary's Bay and Lydd.
Thanet	Margate, Ramsgate, Broadstairs, Minster, Monkton, Sartre, Ash, Eastry, Westgate, Westbrook, Sandwich
Learning Disability & Challenging Behaviour	The whole of the East Kent area
Tier 2 EK	The whole of the East Kent area.
T2 Swale	Isle of Sheppey (Sheerness, Minster, Queenborough, Warden and Leysdown), and Sittingbourne urban and rural – postcodes ME9, 10, 11 and 12
ACCENT West	Dartford, Gravesend and Swanley Sevenoaks Tonbridge and Malling Tunbridge Wells (from Southborough to just east of Cranbrook) Maidstone
ACCENT East	Swale (Isle of Sheppey, Sittingbourne, etc) Canterbury Thanet Dover Shepway (from Folkestone to Dungeness area on the coast and inland a fair way) Ashford (from the Sussex border up to slightly east of Chartham)